

Uttar-Purva Gujarat Uchcha Kelavani Mandal, PILVAI Managed



# Shri U P Arts, Smt M G Panchal Science & Shri V L Shah Commerce College, Pilvai



At & Po:- Pilvai, Ta. Vijapur, Dist Mehsana, North Gujarat Pin Code 382850

Accredited with A+-Grade' (CGPA 3.45) by NAAC: A Grade (CGPA 3.04) in AAA By KCG CPE(2nd Phase) Status Awarded By UGC

## Student Satisfaction Survey (SSS) 2022-23

### INTRODUCTION

Every year the IQAC of the college conducts the Student's Satisfaction Survey to evaluate the performance of the College in all academic and administrative activities. The feedback responses and its analysis help the IQAC to make its Strategic Plan for the coming year and improve the quality environment of the College.

### SURVEY PROCESS

The questionnaire focusses on the teaching-learning, administration, examination, as well as extracurricular and co-curricular activities in the College. The survey was conducted through a google form sent to the students through the WhatsApp Groups. The link of the survey form:

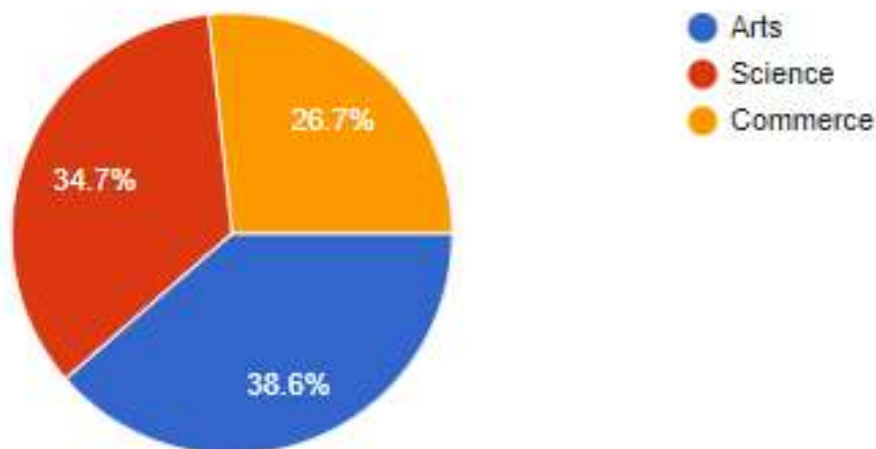
[https://docs.google.com/forms/d/13D65ZJXGijfI8LPKNoVbUYd14it\\_YoVDDTB9o7mOrR4/edit](https://docs.google.com/forms/d/13D65ZJXGijfI8LPKNoVbUYd14it_YoVDDTB9o7mOrR4/edit)

The responses were rated one a five-point scale, with 5 being excellent and 1 being average.

### SURVEY SAMPLE

In which stream of college are you studying?

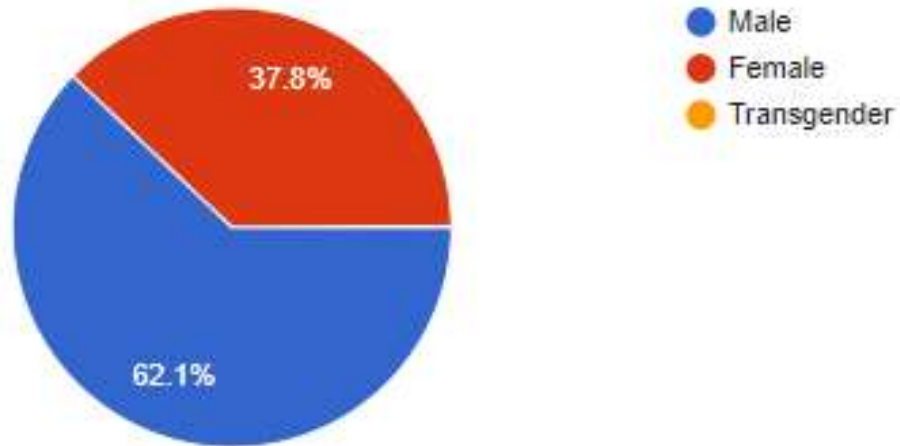
902 responses



Total 902 responses were obtained, out of them 38.6 % were from Arts, 34.7 % were from Science, 26.7 % were from Commerce.

## Gender

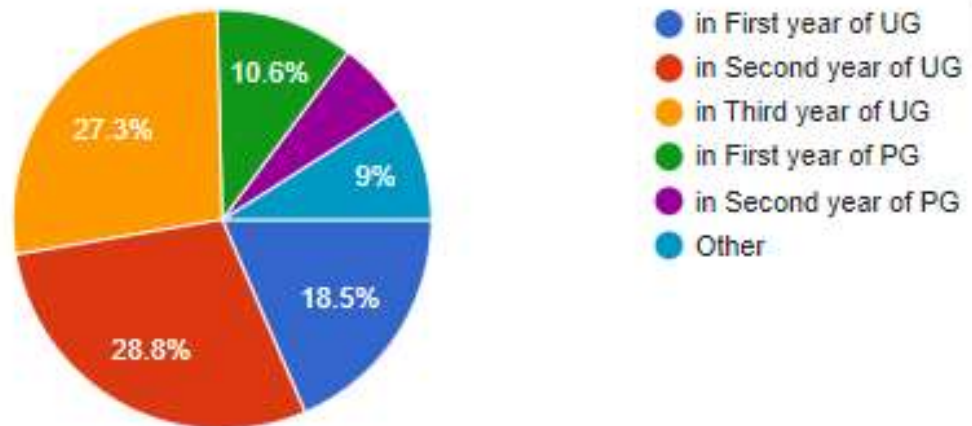
902 responses



62.1 % respondents were male and 37.8 % were female

## During last academic year (2022-23) you were

902 responses



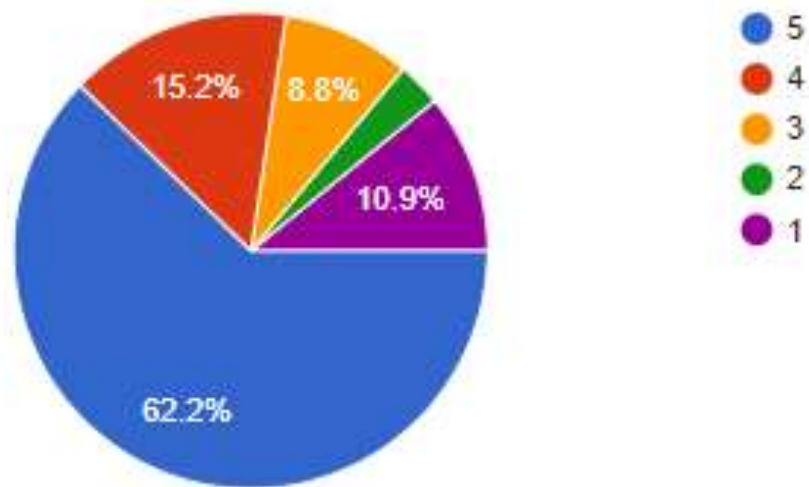
From the 864 responses, 18.5 % were first year UG students, 28.8 % were second year UG students, 23.7 % third year UG students, 10.6 % were first year PG students, 5.8 % were from second year PG students and 9.0 % were from others.

## SURVEY RESULTS

### SECTION I: Teaching-learning & Evaluation process/resources

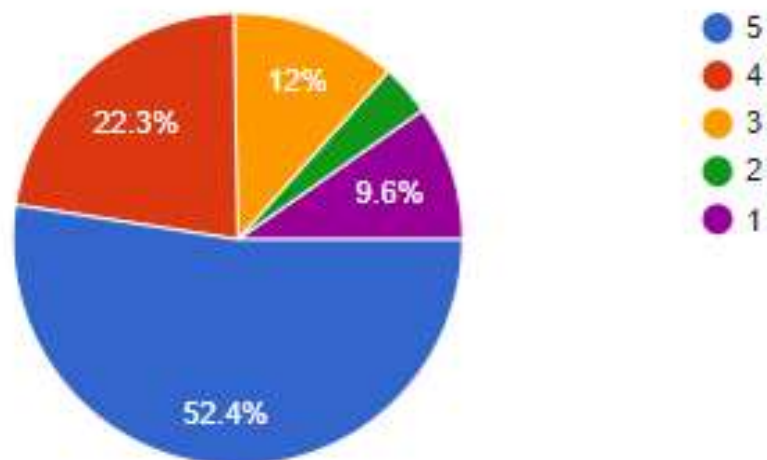
Rate the Teaching-Learning Process of the college

902 responses



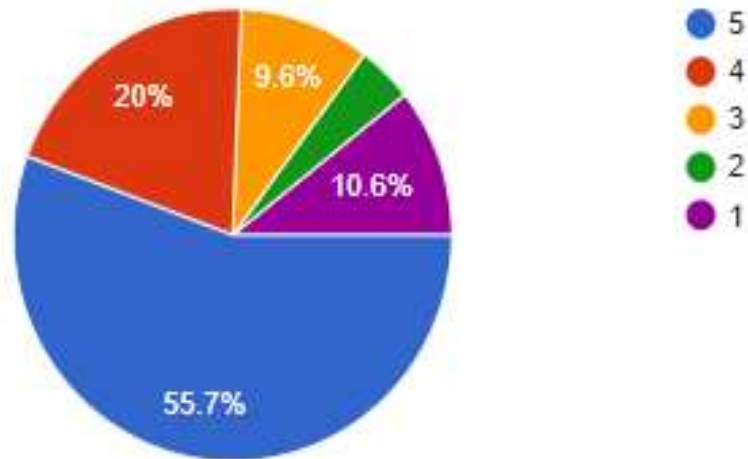
Rate the relevance of syllebi in term of addressing your need for progression

902 responses



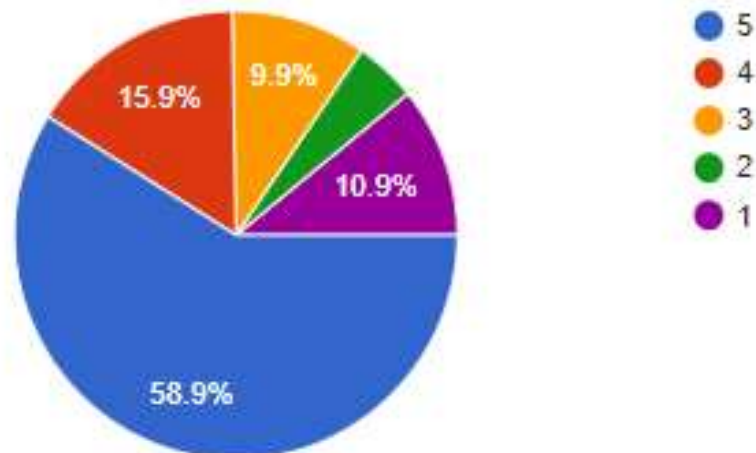
Rate the quality of courses in term of offering skill development, human values, add-on values, entrepreneurship and employability.

902 responses



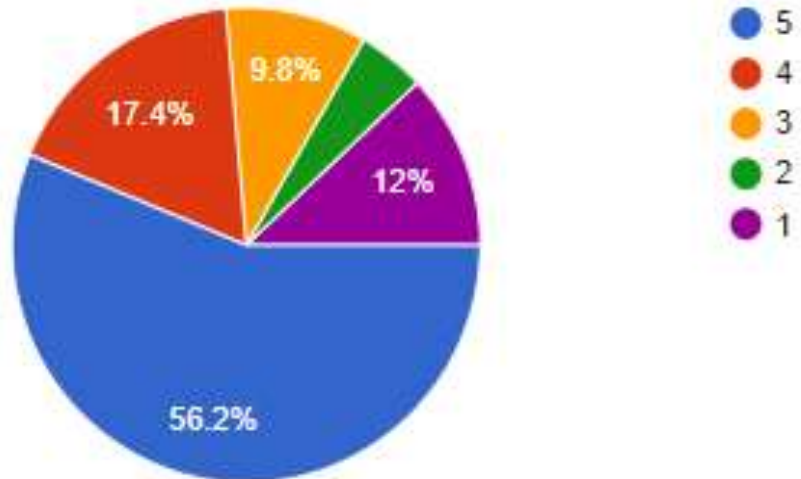
Rate the offering of seminar, workshop, conference, book review, assignments, coaching for competitive exams.

902 responses



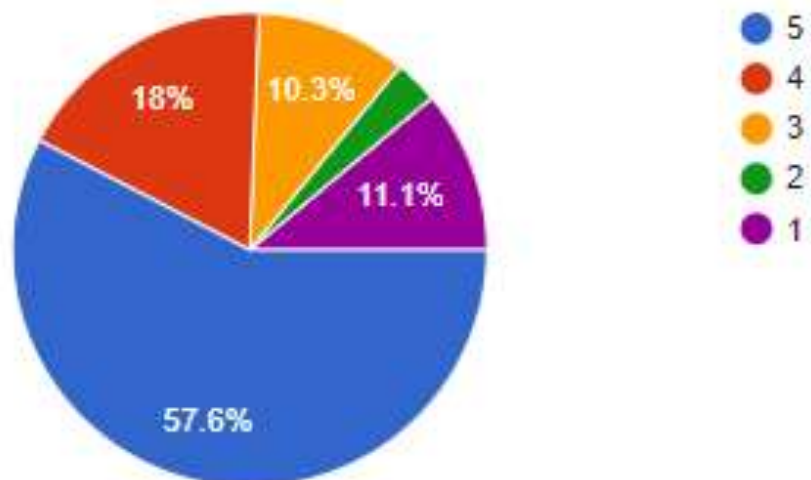
### Rate the internal evaluation pattern

902 responses



### Rate the external evaluation pattern

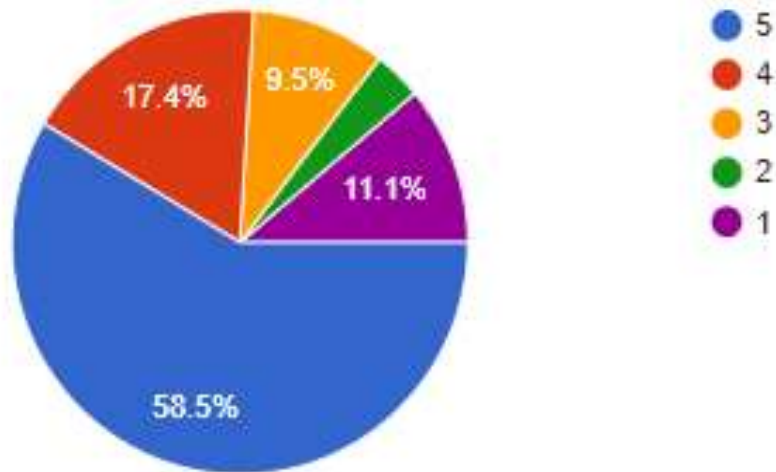
902 responses



## SECTION II: Infrastructure

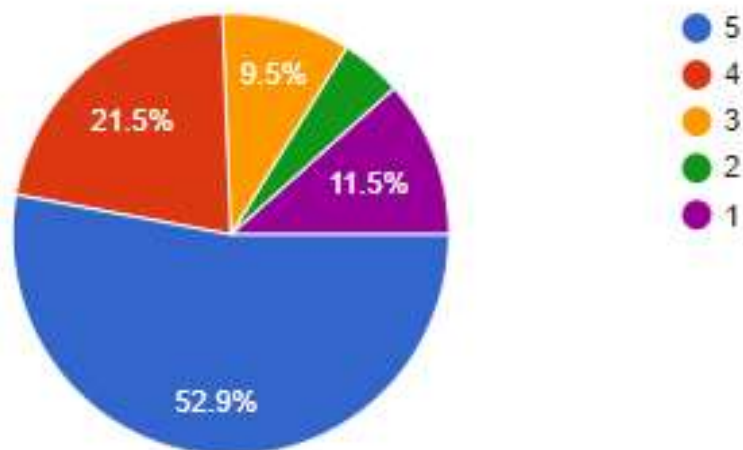
Rate the ambience of the physical infrastructure like, buildings, class rooms, canteen, hostel, seminar halls, library, etc.

902 responses



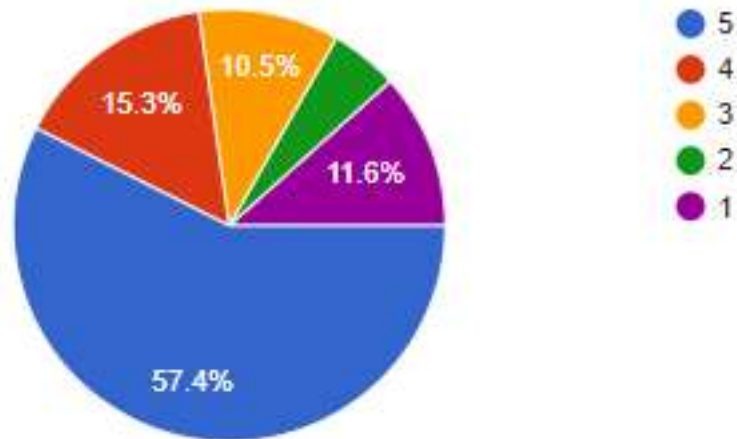
Rate the Academic Facilities like Smart Class, Lab. Equipments, AV Aids, WiFi, Intranet, etc.

902 responses



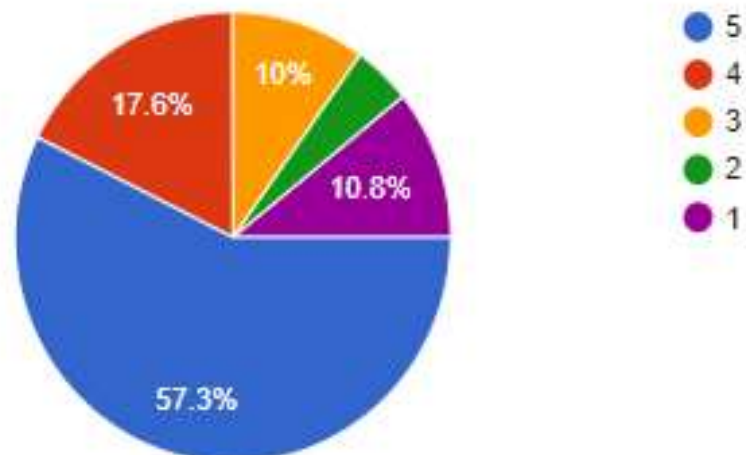
Rate the availability of books, journals, magazines and other reading materials from Library.

902 responses



Rate the overall landscaping and green environment in the campus

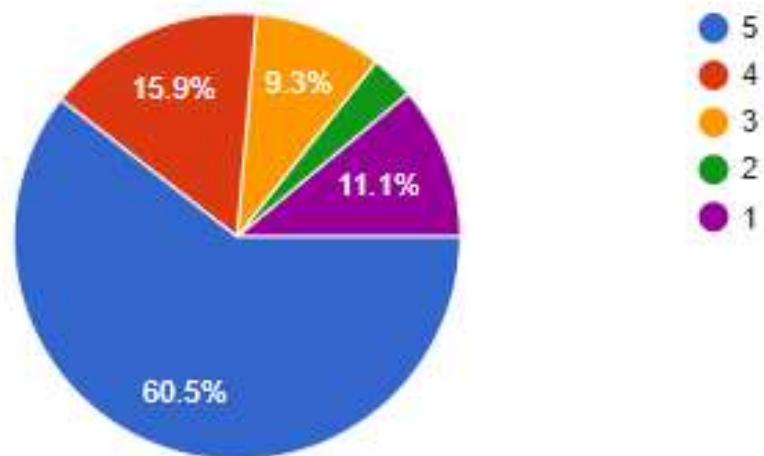
902 responses



### SECTION III: Other Areas of Functioning

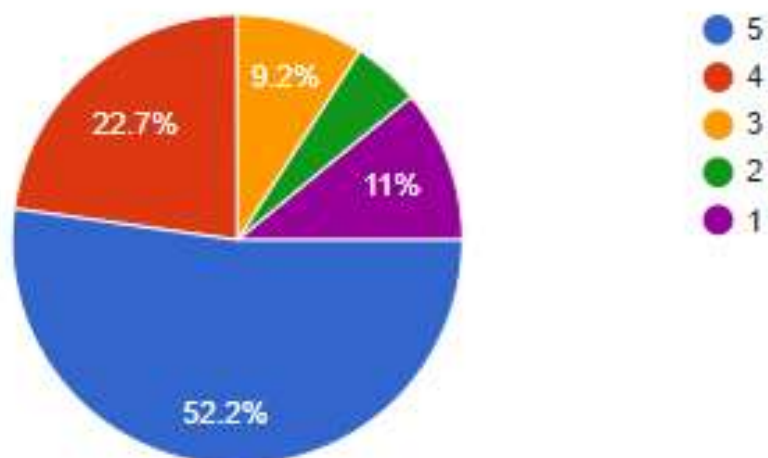
Rate the communication-support of faculty and office staff with students.

902 responses



Rate the speed and quality of the grievance redressal system (Exam, Admission, Facilities and other)

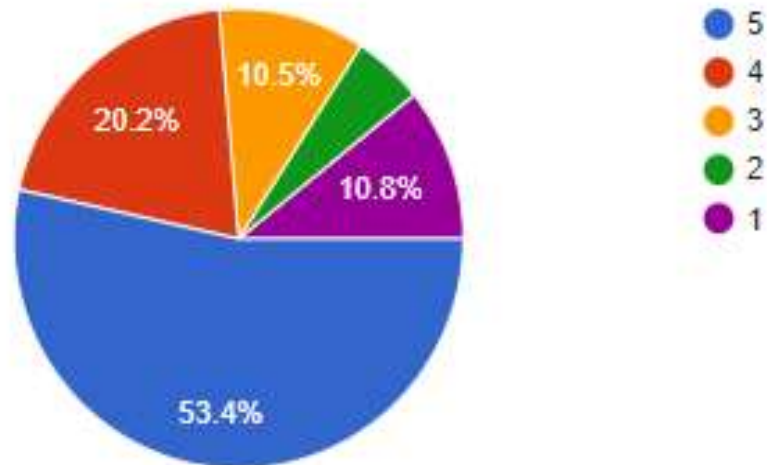
902 responses





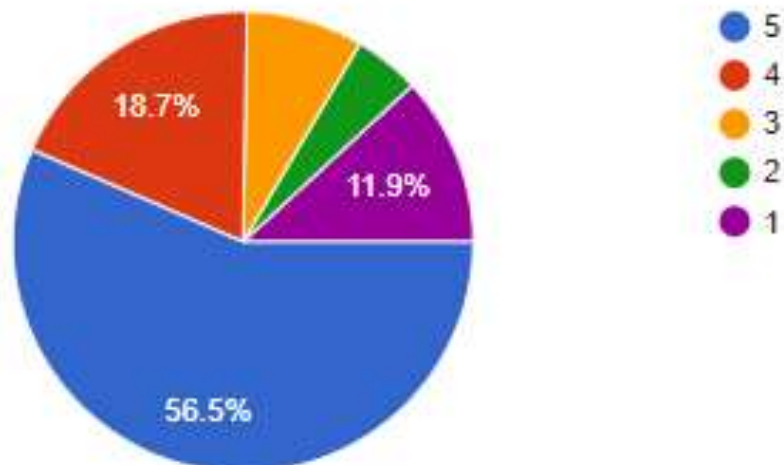
Rate the Co-curricular, extra curricular and extention activities, Placement cell, CWDC, Career Guidance, Counseling, etc.

902 responses



Rate the overall opinion about the Institute

902 responses



## **SURVEY ANALYSIS**

### **From the survey conducted, it is concluded that:**

1. 86.7 % of the students rated the quality of teaching as good to excellent. Students requested the teaching process to be more innovative and interactive. Some of them even wanted industry and other professionals to conduct guest lectures to give better insight into practical aspects of the subjects
2. 86.7 % students agreed with the relevance of syllabi in term of addressing students' need for progression some students wanted the syllabus to be more structured and updated to meet the needs for various competitive and entrance examinations. 85.3 % students felt that there was good amount of content in the syllabus offering skill-development, entrepreneurship, and employability.
3. Around 84.7% students felt that the there was good usage of ICT tools by teachers and adequate support in terms remedial classes, seminars, conferences, workshops, coaching for competitive exams were provided by the College
4. In the comments section, students have requested to reform the internal evaluation pattern to reduce stress but 83.4% of the survey respondents are satisfied with the internal evaluation. Around 85.9% were satisfied with the external evaluation pattern
5. 85.4% students are satisfied with the sports infrastructure, classroom/seminar halls as well as library facilities. Almost 83.9% students expressed satisfaction in the Academic Facilities like Smart Class, Lab. Equipment, AV Aids, Wi-Fi, Intranet, etc.
6. The satisfaction level of 83.2% students for availability of books, journals, magazines and other reading materials from Library was Good. Almost 84.9% students expressed satisfaction in landscaping and green environment in the campus.
7. 85.7% students are satisfied with the communication-support of faculty and office staff with students. About 84.1% students were satisfied with the speed and quality of the grievance redressal system of the college. More than 84.1% students were satisfied with the Co-curricular, extra-curricular and extension activities offered by the College.
8. About 86.0% students rated the overall opinion about the Institute as good to excellent.

### **The survey identified the following plans for the next academic year:**

1. Reform the internal evaluation methods
2. Arrange more skill based and employability based .Add-on
3. Train teachers to employ innovative and interactive modes of teaching with ICT.



  
Principal  
Shri U.P. Arts, Sci., M.C. Panchal Science &  
Shri J.L. Shah Commerce College, Pivvai.